

Little Girls Purse ST004F

When printing, make sure you select "no page scaling".

DIMENSIONS

15cm(6") W × 12.5cm(5") H



Video Tutorial Link

<https://youtu.be/W8Y-nyJdo14>



Please watch the Youtube video first before making this item with this pattern.

MATERIAL LIST

Main Panel

- ② 17cm × 14.5cm (6¾" × 5¾") Outer layer
- ② 17cm × 14.5cm (6¾" × 5¾") Lining
- ② 15cm × 12.5cm (6" × 5") Fusible fleece

Flap Panel

- ① 13cm × 11cm (5⅛" × 4⅜") Outer layer
- ① 13cm × 11cm (5⅛" × 4⅜") Lining
- ① 11cm × 9cm (4⅜" × 3⅝") Fusible fleece

Strap Panel

- ① 4cm × 75cm (1⅝" × 29¾") Outer layer

Strap Panel

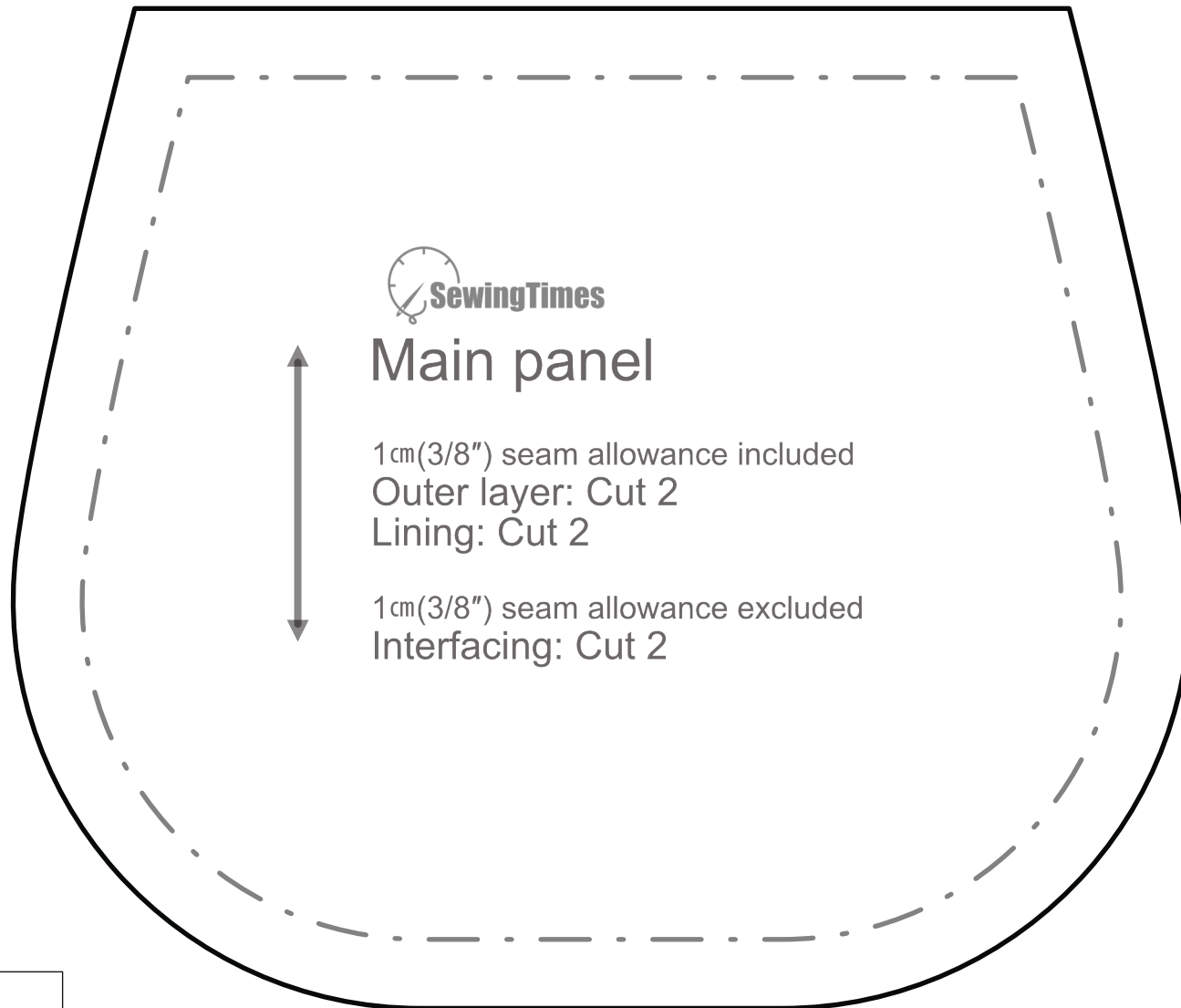
- ① 4cm × 80cm (1⅝" × 31½") Outer layer

Others

- ① Magnetic Buttons
- ① 3cm × 3cm (1⅛" × 1⅛") Mid-weight woven fusible interfacing

Copyright © 2017 SEWINGTIMES All rights reserved.

This pattern is protected by international copyright law and may not be distributed, resold or copied, either in whole or in part, or in any format.



Main panel

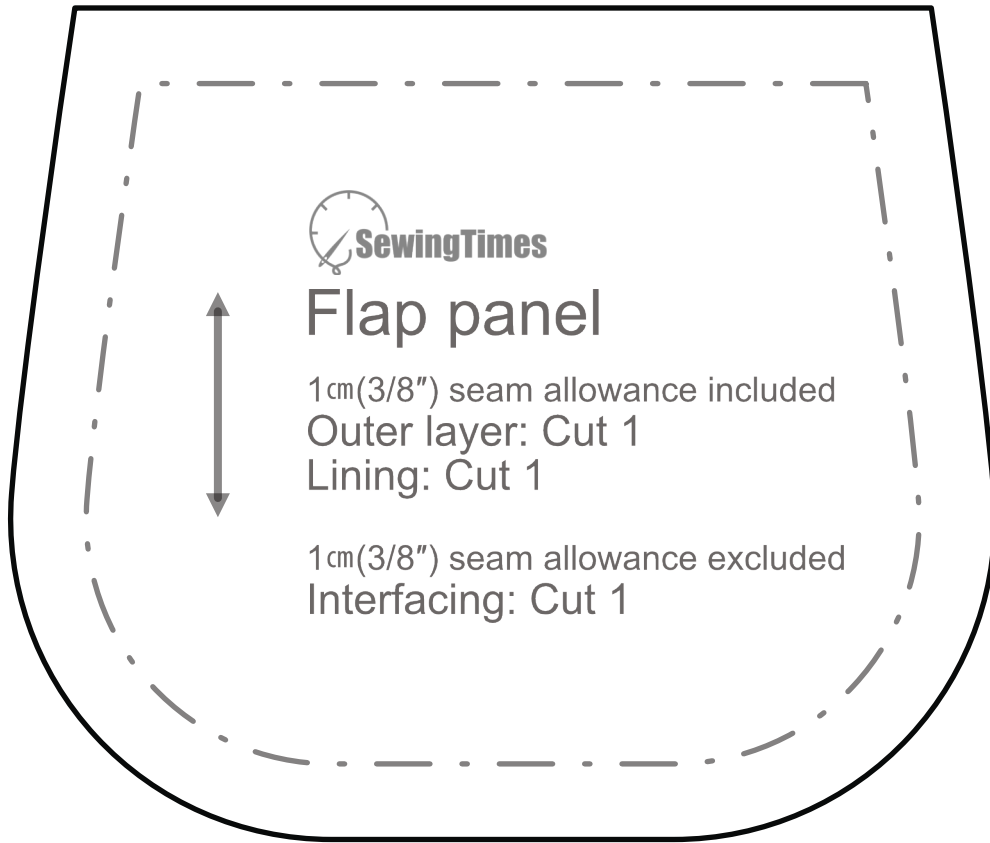
1cm(3/8") seam allowance included
Outer layer: Cut 2
Lining: Cut 2

1cm(3/8") seam allowance excluded
Interfacing: Cut 2

TEST BOX

5cm x 5cm(2" x 2")

Little Girls Purse ST004F
1cm(3/8") Seam allowance included.



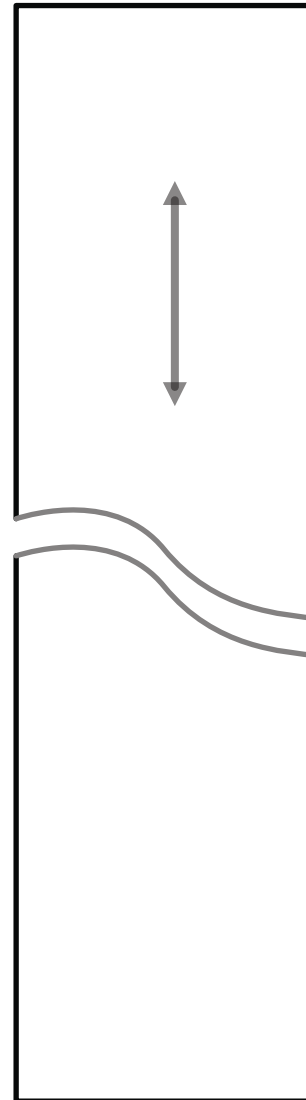
Flap panel

1cm(3/8") seam allowance included
Outer layer: Cut 1
Lining: Cut 1

1cm(3/8") seam allowance excluded
Interfacing: Cut 1

Strap panel

Cut to 75cm(29¾") length
Cut 1



Ruffle panel

Cut to 80cm(31½") length
Cut 1

